

**HOW TO INSTALL....**



# **SIDE MARKERS**

**On your Dodge Ram**

**2003 Cummins 2500 4X4 shown in pictures**

Works with parking lights on and with turn signals just like OEM  
Alternates (firt on, side off, firt off, side on) picture shows parking light on only



# Drivers side shown only



Purchased these off eBay approx \$29 including shipping  
Other styles will work just like this, cutout would be different

***Will fit Honda Civic EG series, Integra DB and DC series.***



***STANLEY 4043 SIDE MARKERS  
TRUE JDM CIVIC***

***JDM Stanley Honda Amber side marker lights***


***Also included: enough wire to easily splice into,  
working bulbs, stanley connectors, and the o-ring that  
keeps the moisture out.***



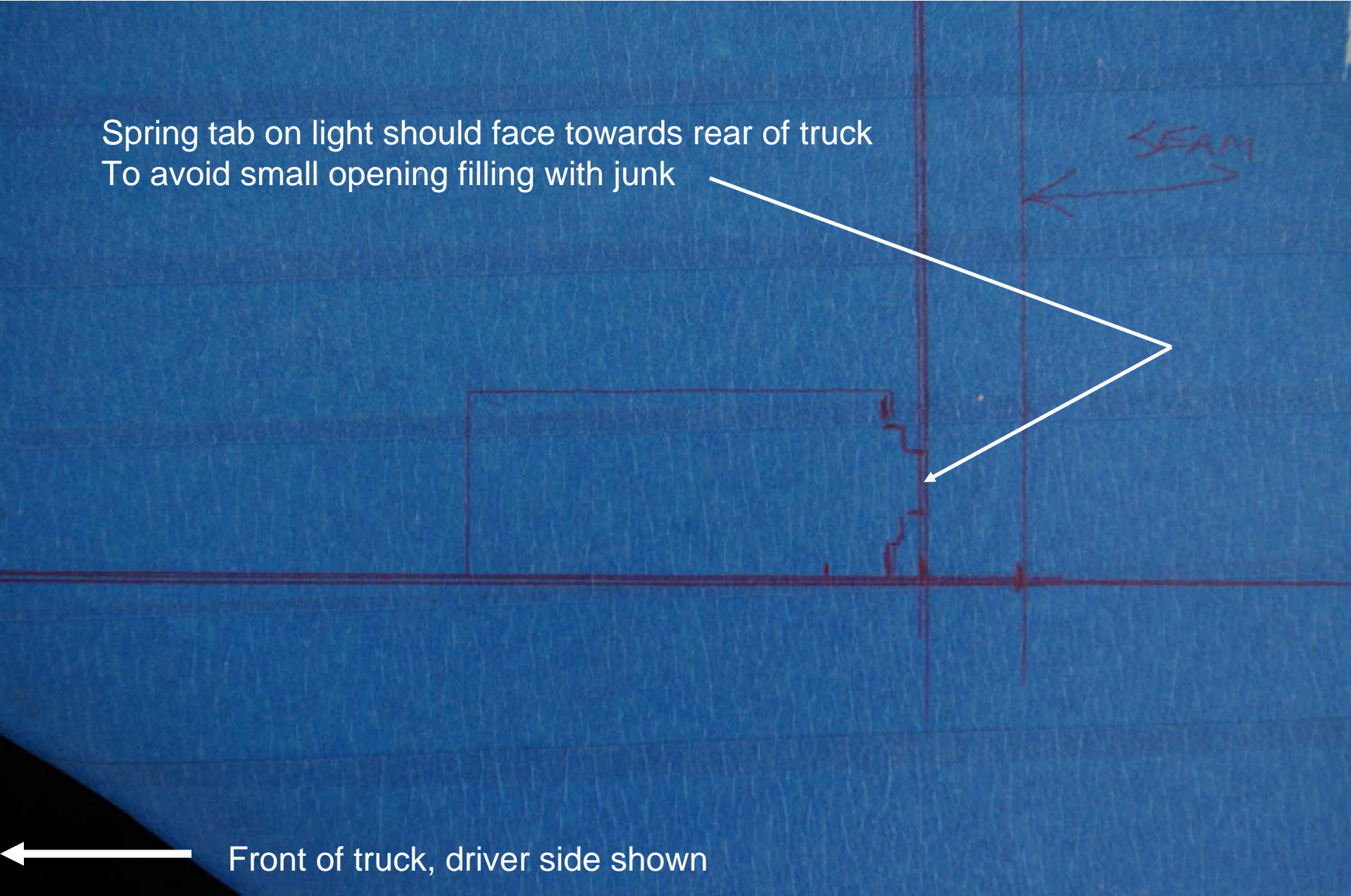
Use drawing to create template. I used a paper folder and cutout with an exacto knife, stay inside the lines so the real cutout is not over sized and loose. I then used this to trace opening on fender



Tape off fender, Locate position based on side marker type



Close up of marked area for cutout



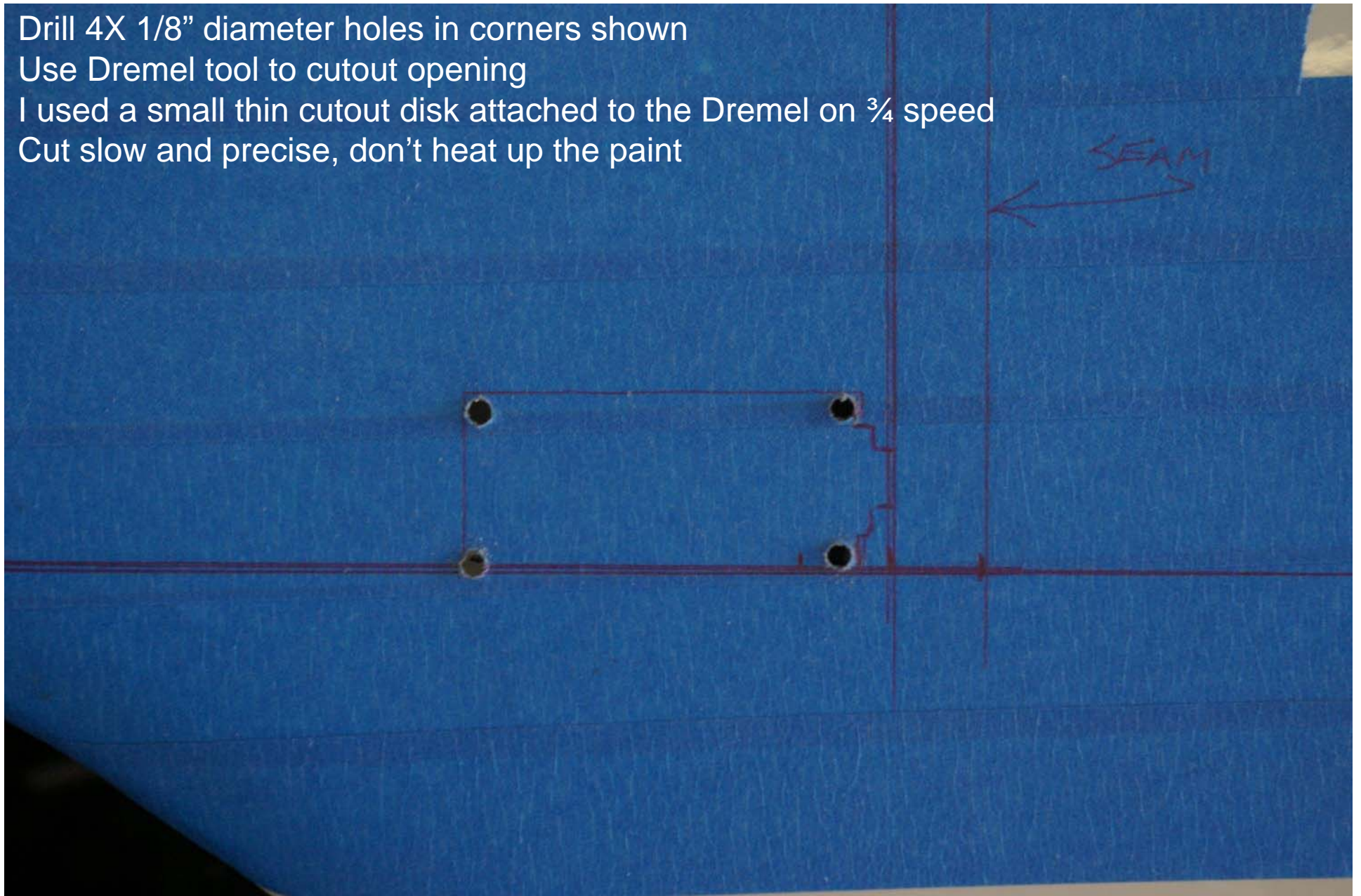


Drill 4X 1/8" diameter holes in corners shown

Use Dremel tool to cutout opening

I used a small thin cutout disk attached to the Dremel on  $\frac{3}{4}$  speed

Cut slow and precise, don't heat up the paint



Cutout complete, it does not have to be perfect  
Check fit with light as you go to ensure you get a  
nice fit. Side markers have a spring clip to hold in place





Touch up paint



Inside after cutout is complete. File all edge smooth inside and outside, seal with paint



Completed inside view with touch up  
paint applied



## Wiring

Side markers came with wire tails attached and both sides (male/female) of waterproof connectors. Only 2 wires on side markers.

Black, and blue or green

Attach black wire from side marker to green wire on light turn signal wire

Attach blue or green side marker to pink wire on turn signal wire

Side markers will alternate with stock turn signals

Front signal on, side marker off, front turn signal off, side marker on

Turn on with parking lights, and headlight too.