



NEW FOR 2008

- SXT model added
- 4.7L Flex Fuel V8 new with Electronic Throttle Control (ETC) delivers 310 hp and 330 lb-ft of torque
- Trailer Sway Control added to 1500 with Electronic Stability Program (ESP)⁽¹⁾
- Passenger-side air bag switch removed on 1500 Regular Cab models
- Tire Pressure Monitoring System on 1500 and 2500 – Standard
- 6,000-Mile Single Maintenance Schedule⁽²⁾ with alert for gas engines – Standard
- New Colors: Detonator Yellow and Sunburst Orange (new for 1500)
- New Dark Maple Burl Woodgrain replaces Maple Woodgrain on all Laramie models
- Stone White replaces Bright White
- ST models get Dark Gray front and rear bumper, grille and Black wheel center caps



FEATURE SHOWCASE

The Dodge Ram Mega Cab® is the biggest, roomiest and most comfortable cab ever.⁽³⁾ Add to that reclining seats, built-in trays, hooks and a 60/40-split bench seat, and you've got a work truck that does it all.

PRODUCT HIGHLIGHTS

- Dodge Ram 1500 Regular and Quad Cabs received a U.S. Government ★★★★★ driver and front-passenger frontal crash test rating⁽⁴⁾
- Dodge Ram was named "Best Work Car" by Cars.com

STANDARD SAFETY/SECURITY FEATURES

- Multistage driver and front-passenger air bags⁽⁵⁾
- Child Seat Anchor System (LATCH)
- Tire Pressure Monitoring System (1500 and 2500)
- Front height-adjustable shoulder seat belts
- Sentry Key® theft deterrent system

SELECT STANDARD FEATURES

- Air conditioning
- 136-amp alternator
- AM/FM stereo radio with CD player and four speakers
- Front and rear heavy-duty shock absorbers
- Tilt steering column
- Power-assisted four-wheel disc brakes
- 17-inch wheels
- Full-size spare tire
- Vinyl floor covering on ST
- Instrument cluster with tachometer

- Four-pin trailer tow wiring
- Cargo lamp
- Halogen headlamps

SELECT AVAILABLE FEATURES

- 750 CCA battery
- Over-the-rail bedliner
- Engine block heater
- Daytime Running Lamps
- Power trailer tow mirrors
- Vinyl floor covering on SLT

SELECT OPTIONAL PACKAGES

- Popular Equipment Group – Includes *P9 cloth seats, speed control (on A Package), (For G & P Package) includes *M9 cloth seats; overhead console with trip computer and HomeLink;® security alarm; sun visors with illuminated mirrors; rearview auto-dimming mirror; glovebox/ashtray; underhood lamps; front dome lamps with on/off switch; seven premium speakers; and leather-wrapped steering wheel with remote mounted audio controls
- Power and Remote Entry Group – Includes power windows; power door locks; power, heated, folding 6" x 9" exterior mirrors; Remote Keyless/Illuminated Entry and Sentry Key® theft deterrent system
- Protection Group – Includes tow hooks and skid plates
- Security Alarm

FLEET ONLY OPTIONS

- Power heated exterior mirrors
- Heater only
- 5.9L Cummins® Turbo Diesel I-6 for underground mining only (2500 and 3500)

⁽³⁾ Always drive carefully, consistent with conditions. Always wear your seat belt and obey traffic laws. Not available on Mega Cab, 2500 or 3500 models. ⁽⁴⁾ On gasoline engines only. ⁽⁵⁾ Based on full-size crew cab pickups. ⁽⁶⁾ Star ratings are part of the U.S. Department of Transportation's SaferCar.gov program (www.safercar.gov). 2007 MY. ⁽⁷⁾ Always sit properly in the seat with the seat belt fastened.



DIMENSIONS⁽¹⁾/SPECIFICATIONS
DODGE RAM 1500 (2007 INFO) (SWB/LWB)

Exterior	Regular Cab 4x2	Regular Cab 4x4	Quad Cab 4x2	Quad Cab 4x4	Mega Cab 4x2/4x4
Wheelbase	120.5/140.5	120.5/140.5	140.5/160.5	140.5/160.5	160.5/160.5
Box Length (ft)	6.3/8.0	6.3/8.0	6.3/8.0	6.3/8.0	6.3
Overall Length – with Rear Bumper	207.7/229.7	207.7/229.7	227.7/249.7	227.7/249.7	247.9
Overall Height (Empty) (SB/LB)	73.8/73.6	75.5/78.7	74.2/74.0	75.9/75.7	75.0/79.1
Overall Width of Cab	79.6	79.6	79.6	79.6	79.6
Track	– Front 68.0 – Rear 67.9	68.0 67.9	68.0 67.9	68.0 67.9	68.6/69.5 68.2/68.2
Tailgate Load Height (SB/LB)	32.9/32.8	34.4/34.3	32.7/32.7	34.3/34.2	32.9/36.2
Front Bumper to Back of Cab	122.9	122.9	142.9	142.9	163.1
Rear Overhang (SB/LB)	47.9/49.9	47.9/49.9	47.9/49.9	47.9/49.9	47.9/48.0
GVWR Range (lb)	– Min 6,025 – Max 6,600	6,350 6,600	6,700 6,700	6,700 6,800	8,510 8,510
Payload Range (lb) (SB/LB)	– Min 1,260/1,620 – Max 1,470/1,820	1,280/1,290 1,530/1,540	1,390/1,360 1,780/1,450	1,160/1,240 1,500/1,330	2,420/1,970 2,440/1,980
Fuel Tank Capacity (gal) (SB/LB)	26/35	26/35	26/35	26/35	34/34
EPA Fuel Economy est. (city/highway) ⁽²⁾	14/18 to 16/21				

SB/LB = Short Box/Long Box.

⁽¹⁾ All dimensions are inches unless otherwise noted.

⁽²⁾ Depending on powertrain combination; will vary depending on driving habits. Excludes 1500 Mega Cab.

DIMENSIONS⁽¹⁾/SPECIFICATIONS
DODGE RAM 2500/3500 (SWB/LWB)

Exterior	Regular Cab 4x2	Regular Cab 4x4	Quad Cab 4x2	Quad Cab 4x4	Mega Cab 4x2/4x4
Wheelbase	140.5	140.5	140.5/160.5	140.5/160.5	160.5/160.5
Box Length (ft)	8.0	8.0	6.3/8.0	6.3/8.0	6.3
Overall Length	229.7	229.7	227.7/249.7	227.7/249.7	247.9
Overall Height (Empty) maximum	73.9	78.1	74.5/73.8	78.6/78.5	75.0/79.1
Overall Width of Cab	79.6	79.6	79.6	79.6	79.6
2500					
Track	– Front 68.6 – Rear 68.2	69.5 68.2	68.6 68.2/68.2	69.5 68.2	68.6/69.5 68.2/68.2
Tailgate Load Height	33.0	36.3	33.0/32.9	36.3/36.2	32.9/36.2
GVWR (lb)	– Min 8,650 – Max 9,000	8,510 9,000	8,800 9,000	8,800 9,000	8,800 9,000
Payload Range (lb)	– Min 2,590 – Max 3,290	2,200 2,800	2,310/ 2,180 3,100	1,930/ 1,750 2,640	1,940/ 1,510 2,220
3500					
Track	– Front 68.6 – Rear (SRW/DRW) 75.8	69.5 NA/ 75.8	68.6 68.2/75.8	69.5 68.2/75.8	68.6/69.5 68.2/75.8
Tailgate Load Height (Short Box, Long Box)	NA/ 33.4	NA/ 36.7	33.4/39.4	39.3/39.4	32.9/36.2
GVWR (lb)	– Min 11,000 – Max 11,500	11,500 12,200	10,100/ 10,100 11,500	10,100/ 10,100 12,200	10,100 10,500 10,500 (DRW)
Payload Range (lb)	– Min 4,650 – Max 5,150	5,110 5,230	3,330/ 3,200 4,860	2,920/ 2,750 4,900	2,890/ 2,590 3,140/ 2,740

⁽¹⁾ All dimensions are inches unless otherwise noted.

SRW = Single Rear Wheel. DRW = Dual Rear Wheel. NA = Not available. SWB/LWB = Short Wheelbase/Long Wheelbase.



DIMENSIONS⁽¹⁾/SPECIFICATIONS

All Ram Interiors ⁽¹⁾	Regular Cab	Quad Cab [®]	Mega Cab [®]
Head Room (Front/Rear)	40.8	41.0/40.0	40.8/40.5
Hip Room (Front/Rear)	65.0	65.0/65.3	64.9/64.4
Shoulder Room (Front/Rear)	67.0	67.0/66.5	67.0/66.5
Leg Room (Front/Rear)	41.0	41.0/36.7	41.0/44.2
Seating Capacity	3	6	6

⁽¹⁾ All dimensions are inches unless otherwise noted.

All Ram Pickup Boxes ⁽¹⁾	6'4" Box	8' Box
Number of Stake Pockets (per side)	2	3
Cab to Pickup Box	0.7	0.7
Maximum Length at Floor	76.3	98.3
Overall Length of Box	80.6	102.6
Front of Box to End of Open Tailgate	99.8	121.8
Open Tailgate	20.2	20.2
Box Floor to Center of Fuel Filler Door	7.3	7.3
Depth of Box	20.2	20.2
Box Floor to Top of Cab	43.9	43.9
Back of Cab to Center of Rear Axle	36.9	56.9
Center of Rear Axle to Back of Box	40.0	42.0
Front of Box to #1 Stake	3.6	3.6
Front of Box to #2 Stake	74.0	56.2
Front of Box to #3 Stake	NA	96.0
#2 Stake to #3 Stake	NA	39.8
Cargo Volume ⁽²⁾ (cu ft)	57.5	74.9
Width between Wheelhousings	51.0	51.0
Stake Pocket Size	2.4x1.8	2.4x1.8
Maximum Width at Floor	66.4	66.4
Width between Centers of Stake Pockets		
– Front	68.4	68.4
– Center		66.5
– Rear	65.1	65.1
Maximum Width at Outside of Fender	79.6	79.6 ⁽³⁾
Tailgate Opening	60.6	60.6

NA = Not available.

⁽¹⁾ All dimensions are inches unless otherwise noted.

⁽²⁾ Does not include allowances for wheelhousings.

⁽³⁾ 96.0 with DRW.

COLOR AND TRIM

EXTERIOR COLORS


Bright Silver Metallic	Brilliant Black Crystal Pearl	Detonator Yellow ⁽¹⁾
Electric Blue Pearl	Flame Red	Inferno Red Crystal Pearl
Light Khaki Metallic	Mineral Gray Metallic	Patriot Blue Pearl
Stone White	Sunburst Orange Pearl ⁽¹⁾	

⁽¹⁾ 1500 only.

INTERIOR COLORS

Caprice Grain Vinyl/ Talladega Grain Vinyl Medium Slate Gray	Caprice Grain Vinyl/ Talladega Grain Vinyl Medium Khaki	Billings Cloth with YES Essentials [®] Medium Slate Gray
Billings Cloth with YES Essentials [®] Medium Khaki	Billings Cloth/Racine Cloth with YES Essentials [®] Medium Slate Gray	Billings Cloth/Racine Cloth with YES Essentials [®] Medium Khaki
Sutton Grain Vinyl/ Royale Grain Perforated Leather Trim Insert Medium Slate Gray/ Dark Slate Gray	Windsor Grain Leather Trim/Windsor Grain Perforated Leather Trim Insert Medium Slate Gray	Windsor Grain Leather Trim/Windsor Grain Perforated Leather Trim Insert Medium Khaki

2008 DODGE 1500/2500 AND 3500



TRIM COMBINATIONS⁽¹⁾

EXTERIOR COLORS	Khaki	Slate Gray
Bright Silver Metallic		•
Brilliant Black Crystal Pearl	•	•
Detonator Yellow	•	•
Electric Blue Pearl		•
Flame Red	•	•
Inferno Red Crystal Pearl	•	•
Light Khaki Metallic	•	
Mineral Gray Metallic		•
Patriot Blue Pearl	•	•
Stone White	•	•
Sunburst Orange	•	•

⁽¹⁾ See RAE for details; color availability varies by model.


SELECTED FEATURES, OPTIONS AND PACKAGES

Engine	Transmission	ST	SXT	SXT	SLT	Power	Laramie ⁽¹⁾
		Reg/Quad	Reg/Quad	Mega	Reg/Quad/ Mega	Wagon [®] Reg/Quad	Quad/ Mega
		A	B	F	G	P	H
Regular & Quad 1500							
3.7L Magnum [®] V6 (EKG)	Six-Speed Manual (DEJ)	21A	21B				
3.7L Magnum V6 (EKG)	Four-Speed Automatic VLP (DGV)	22A	22B				
4.7L Flex Fuel V8 (EVE)	Six-Speed Manual (DEJ)	23A	23B		23G		
4.7L Flex Fuel V8 (EVE)	Five-Speed Automatic (DGQ)	24A	24B		24G		
5.7L HEMI [®] MDS V8 (NA on Mega and 2500/3500 models) (EZB)	Five-Speed Automatic (DGQ)	26A	26B		26G		26H
Mega & 2500/3500							
5.7L HEMI V8 (Not available on SWB 3500 Quad Cab and 3500 Mega Cab) (EZA)	Six-Speed Manual (DEG)	25A	25B		25G	25P	
5.7L HEMI V8 (1500 Mega Cab [®] comes with standard HEMI without MDS) (EZA)	Five-Speed Automatic (DGQ)	26A	26B	26F	26G	26P	26H
5.9L Cummins [®] Turbo Diesel I-6 (2500/3500 Fleet only) (ETH)	Six-Speed Manual (DEG)	2BA					
5.9L Cummins Turbo Diesel I-6 (2500/3500 Fleet only) (ETH)	Four-Speed Automatic (DG8)	2UA					
6.7L Cummins Turbo Diesel I-6 (2500/3500 only) (ETJ)	Six-Speed Manual (DGE)	2EA	2EB	2EF	2EG		2EH
6.7L Cummins Turbo Diesel I-6 (2500/3500 only) (ETJ)	Six-Speed Automatic (DG7)	2FA	2FB	2FF	2FG		2FH
Features							
Air Bags							
– Advanced Multistage Front [®] – 1500 Reg/Quad Cab (CG3)		•	•		•		•
– Next Generation Multistage Front [®] (includes passenger on/off switch for Reg. Cab models); All Mega and 2500/3500 (CG1)		•	•	•	•	•	•
– Supplemental side-curtain [®] (CGS)		0	0	0	0	0	0
Air Conditioning (HAA)							
– Dual zone temperature control (included with *VL on Power Wagon) (HAD)						P	•
Alternator							
– 136-amp (BAZ)		•	•	•	•		•
– 160-amp (included in Heavy Duty Snow Plow Prep Group) (BAB)		P	P	P	P	•	P

SELECTED FEATURES, OPTIONS AND PACKAGES

	ST Reg/Quad	SXT Reg/Quad	SXT Mega	SLT Reg/Quad/ Mega	Power Wagon® Reg/Quad	Laramie Quad/ Mega
	A	B	F	G	P	H
Assist Handle – Passenger-side (CSP)	•	•	•	•	•	•
Axles						
– Antispin rear differential (DSA) (included with TRX4 Off-Road Group)	O	O/P	O	O	•	O
– Electrically locking front and rear differentials (DSE)					•	
– 3.21 Ratio (2WD, 1500, six-speed manual trans only) (DMC)	•	•		•		
– 3.55 Ratio (included with automatic transmission on 2WD 1500 models, standard on 4WD 1500 models) (DMD)	O/•	O/•		O/•		
– 3.73 Ratio (Mega and 2500/3500 models) (DME)	•	•	•	•		•
– 3.92 Ratio (1500 models only, NA on Mega) (DMH)	O	O		O/•		•
– 4.10 Ratio (Mega and 2500/3500 models only, included with HEMI V8 and six-speed manual on 3500, must have AntiSpin differential) (DMF)	O/•	O/•	O/•	O/•		O/•
– 4.56 Ratio (2500 Power Wagon only) (DMU)					•	
Badging						
– 4x4 (only on 4x4 models) (MUS)	•	•	•	•	•	•
– Big Horn (standard on all Quad Cab SB) (MYF)				•		
– Laramie (MTE)						•
– Lone Star (standard on all Quad Cab SB, Texas only) (MYG)				•		
– TRX (MYK)		P				
– TRX4 (MYL)		P				
– TRX4 Off-Road (MYM)		P				
– Ram’s Head – Not available with pickup box delete (MGA)	•	•	•	•	•	•
– SLT (MTD)				•		
Battery						
– 600-amp, maintenance-free (standard with gas engine) (BCE)	•	•	•	•		•
– 750-amp (included in Trailer Tow, Snow Chief and Heavy Duty Snowplow Prep Groups; two standard with diesel engine and stand-alone Fleet option) (BCQ)	L/P	L/P	L/P	L/P	•	L/P
Bedliner						
– Box, under rail (XME)	O	O	O	O		O
– Box, over rail (XMD)	L	L	L	L	L	L
Brakes						
– Power-assisted four-wheel disc with RWAL (1500 Regular and Quad only) (BRR)	•	•		•		
– Power-assisted four-wheel antilock disc standard on all Mega and 2500/ 3500 models (included with ESP system on 1500 Regular and Quad Cab) (BRT)	•/P	•/P	•	•/P	•	•
Bumpers						
– Front, Gray (MCC)	•					
– Front, bright (MCT)		•	•	•	•	
– Rear, bright (MBF)		•	•	•	•	•
– Rear, body-color (MBQ) (included with Sport Appearance Group AGG)				P		
Cigar Lighter (JJA)	•	•	•	•	•	•
Console						
– Overhead, with trip computer (CUS)			•	•	•	•
– Overhead, with trip computer and HomeLink SM (included in Light and Popular Equipment Groups) (CV2)			P	P	P	•
Defroster – Rear window (m/h fixed rear window glass) (GFA)			O	O	O	O
Diesel Exhaust Brake – Standard with 2500/3500 6.7L Cummins only (NEN)	•	•	•	•		•
Door Locks						
– Manual (JE8)	•					
– Power (included in Power Accessory and Power and Remote Entry Group) (JPB)	P	•	•	•	•	•

2008 DODGE 1500/2500 AND 3500




SELECTED FEATURES, OPTIONS AND PACKAGES

	ST Reg/Quad	SXT Reg/Quad	SXT Mega	SLT Reg/Quad/ Mega	Power Wagon® Reg/Quad	Laramie Quad/ Mega
	A	B	F	G	P	H
DVD Video Entertainment System – (Not available with sunroof on Quad Cab; NA on Regular Cab) (XRV)				0	0	0
Electronic Stability Program (ESP) [®] – (Includes ABS, traction control, Brake Assist, hill start assist, Electronic Roll Mitigation [ERM] and trailer sway control) not available on Mega or 2500/3500 models. (BNB)	0	0		0		•
Electronic Vehicle Information Center (EVIC) – (Packaged with 6.7L Diesel on 2500 and 3500 models only) (CWV)	P	P	P	P	P	
Engine Block Heater (NHK)	0	0	0	0	0	0
Engine Cooling – Heavy duty (on 1500 models only, included with Trailer Tow Prep Group, must have 5.7L HEMI V8 and five-speed auto trans) (NMC)	P	P	P	P	•	P
Floor Covering						
– Carpet (CKE)	0	•	•	•	•	•
– Heavy-duty vinyl (optional on SLT Regular and Quad Cab) (CKJ)	•			0		
Floor Mats						
– Front and rear, carpeted (Quad and Mega Cab; included with carpet on ST models) (CLE)	P	•	•	•	•	•
– Front, carpeted (Regular Cab; included with carpet on ST models) (CLA)	P	•		•	•	
Fuel Tank						
– 26-gallon (1500 Regular and Quad Cab short box only) (NFW)	•	•		•		•
– 34-gallon (standard on all Mega Cab and 2500/3500 Quad Cab short box) (optional on 1500 QCSB only) (NFU)	0/•	0/•	•	0/•	•	0/•
– 35-gallon (long box only) (NFV)	•	•	•	•	•	•
Grille						
– Chrome surround, black billet grille (MFD)		•	•	•	•	
– Chrome surround, chrome billet grille (MF1)				•		•
– Dark Gray surround, black billet grille (MFV)	•					
– Body-color surround, chrome billet grille (included with Sport Appearance group) (MFN)				P		
Heater – No air conditioning on 2500/3500 (HCA)	L	L				
Heavy Duty Snow Plow Prep Group – 2500/3500 Regular and Quad Cab models only. Includes transfer case skid plate, 160-amp alternator and 750-amp battery (with HEMI V8 only) (requires Trailer Tow Group) (AHD)	0	0		0		0
HomeLink® Universal Transceiver [®] – Programmable three-function remote controls for garage door openers, home lighting or security devices (included in CV2 overhead console)						•
Instrument Cluster Display – With tachometer and 120-mph speedometer (JAY)	•	•	•	•	•	•
Insulation						
– Dash liner (HGB)	•	•	•	•	•	•
– Floor tunnel (HGF)	•	•	•	•	•	•
Lamps						
Exterior						
– Clearance (optional on 3500 SRW, standard on 3500 DRW) (LNC)	0/•	0/•	•	0/•	•	0/•
– Clearance, box and rear fender (DRW models only) (LND)	•	•	•	•	•	•
– Daytime Running Lamps (LM1)	L	L	L	L	L	L
– Fog Lamps (included with Sport Appearance and TRX4 Off-Road Groups and Quad SB models) (LNJ)		P	P	•/0/P	•	•
– Halogen headlamps (LMA)	•	•	•	•	•	•
Interior						
– Light Group – Includes switchable dome lamp, glove box lamp, cupholder lamp, ashtray lamp, underhood lamp, illuminated vanity mirrors, auto day/night mirror (included with Navigation Convenience Group) (optional with Sport Appearance Group)			0/P	0/P/L	0	

SELECTED FEATURES, OPTIONS AND PACKAGES

	ST Reg/Quad	SXT Reg/Quad	SXT Mega	SLT Reg/Quad/ Mega	Power Wagon® Reg/Quad	Laramie Quad/ Mega
	A	B	F	G	P	H
Load Floor – Rear fold-flat (Quad only); must have *M9 trim (included with *AJ) and all leather-trimmed seats) (CVN)				O/P	P	P
Mirrors						
Exterior						
– Manual, 6"x9", black (GPU)	•					
– Power, heated, folding 6"x9", black (included with Power Accessory and Power and Remote Entry Groups) (GTS)	P	•	•	•	•	•
– Manual, 7"x10" trailer-tow, black (GPD)	O					
– Power, heated, 7"x10" trailer-tow, black (GPG)	L	O	O	O	O	O
Interior						
– Day/night manual (GNA)	•	•	•	•	•	
– Automatic dimming rearview day/night (included in Light Group, Popular Equipment Group and UConnect® Hands-Free Communication System) (GNK)				O/P	O	•
– Passenger-side covered visor (GNM)			•	•	•	•
– Illuminated visor passenger and driver-side (included in Light Group and Popular Equipment Group) (GNC)			P	P	P	•
Moldings						
– Lower bodyside, black (K17)	O	O	O	O		
– Lower bodyside, chrome (MJB)				O		•
Paint						
– Monotone (APA)	•	•	•	•	•	•
– Two-tone lower break, lower color is Bright Silver Metallic (APD)			O	O		O
Pedals – Power-adjustable (XAP)			O	O	O	•
Pickup Box Delete (XBC)	O	O		O		O
Popular Equipment Group – Includes *P9 cloth seats, speed control (on A Package), (For G & P Package) includes *M9 cloth seats, overhead console with trip computer and HomeLink®, security alarm, sun visors with illuminated mirrors, rearview auto-dimming mirror, glovebox/ashtray and underhood lamps, front dome lamps with on/off switch, seven premium speakers, leather-wrapped steering wheel with remote mounted audio controls (ALW)	O			O	O	
Power Accessory Delay (JKY)	•	•	•	•	•	•
Power Accessory Group – Includes power windows, power door locks and power heated, folding 6"x9" exterior mirrors (AJW)	L					
Power and Remote Entry Group – Includes power windows; power door locks; power, heated, folding 6"x9" exterior mirrors; Remote Keyless/Illuminated Entry and Sentry Key® theft deterrent system (AJH)	L					
Protection Group (4x4 models only) – Includes tow hooks and skid plates (ADB)	O	O	O	O		O
Radio Controls – Steering wheel mounted (must have radio RAQ, REC, or RAK with leather-wrapped steering wheel) (included with Popular Equipment Group, packaged with seven Premium speakers) (RDZ)			P	P	P	P
Radios						
– AM/FM stereo radio with CD player and four speakers (REF)	•	•	•	•	•	•
– AM/FM/MP3 stereo radio with six-disc in-dash CD changer and seven Premium Speakers (RAQ)			O	O	O	O
– AM/FM/MP3 stereo radio with in-dash six-disc CD changer, integrated DVD-based GPS navigation system with 5.8" display screen includes Premium speakers (included with Navigation Convenience Group) (REC)			O	O/P	O	O
– SIRIUS® Satellite Radio included with TRX4 Off-Road Group (RSA)	O	O/P	O	•	•	•
– UConnect® Hands-Free Communication System, included with Navigation Convenience Group, includes auto-dimming rearview mirror (RSP)			O	O/P	O	•/O
Remote Keyless/Illuminated Entry – Controls for power door locks, illuminated entry system, panic alarm, includes two transmitters (included with Power and Remote Entry Group [fleet only package]) (GXM)	P	•	•	•	•	•
Remote Start System – Must have gas engine with automatic (included with 5.7L V8 and automatic on 2500/3500) (XBM)				O	O	•/P

2008 DODGE 1500/2500 AND 3500




SELECTED FEATURES, OPTIONS AND PACKAGES

	ST Reg/Quad	SXT Reg/Quad	SXT Mega	SLT Reg/Quad/ Mega	Power Wagon® Reg/Quad	Laramie Quad/ Mega
	A	B	F	G	P	H
Seat Belts – Front, height-adjustable shoulder (CGD)	•	•	•	•	•	•
Seats						
– Six-way power driver (included with *M9 , *AJ, and *CJ seats) (JTH)			P	P	P	•
– Power, driver and front-passenger (2500/3500 Quad Cab and Mega Cab; included with *VL on Power Wagon Quad Cab) (JTD)					P	•
– Heated, driver and front-passenger (included with *CJ & *VL on Power Wagon) (CMA)				P	P	•
– Vinyl 40/20/40 split-bench front seat with adjustable head restraints for outboard seating positions, driver and front-passenger recliners and folding center armrest (Quad Cab® models include folding rear bench seat trimmed in vinyl) (*TX)	•					
– Cloth-trimmed 40/20/40 split-bench front seat featuring YES Essentials® with adjustable head restraints for outboard seating positions, driver and front-passenger recliners and folding center armrest/business console (Quad Cab® models include folding rear bench seat trimmed in cloth) (*V9)			•	•	•	
– Leather-trimmed 40/20/40 split-bench front seat featuring with adjustable head restraints for outboard seating positions, driver and front-passenger recliners, fold-flat load floor and folding center armrest/business console (Quad Cab models include 60/40 split-folding rear bench seat trimmed in vinyl) (*VL)					O	•
– Cloth-trimmed 40/20/40 split-bench front seat featuring YES Essentials® with adjustable head restraints for outboard seating positions, driver and front-passenger recliners and folding center armrest. Included with Popular Equipment Group. (Quad Cab models include folding rear bench seat) (*P9)	P	•				
– Premium cloth-trimmed 40/20/40 split-bench front seat featuring YES Essentials® with adjustable head restraints for outboard seating positions, driver and front-passenger recliners, fold-flat load floor and folding center armrest/business console included with Popular Equipment Group. (Quad Cab models include 60/40 split-folding rear bench seat) (*M9)				O/P	O/P	
– Cloth-trimmed low-back bucket seats featuring YES Essentials® with adjustable head restraints, driver and front-passenger recliners, fixed center console, and rear fold-flat load floor. Included with Sport Appearance Group. (Quad Cab models include 60/40 split-folding rear bench seat trimmed in cloth Must have Automatic transmission) (*AJ)				O/P		
– Leather-trimmed low-back bucket seats with adjustable head restraints, driver and front-passenger recliners, fixed center console, and rear fold-flat load floor (Quad Cab models include 60/40 split-folding rear bench seat trimmed in vinyl) (*CJ)				O		
– Leather-trimmed low-back bucket seats with adjustable head restraints, driver and front-passenger recliners, fixed center console and rear fold-flat load floor (Quad Cab models include 60/40 split-folding rear bench seat trimmed in vinyl) (*GJ)						O
Security Alarm – (Included with Popular Equipment and Navigation Convenience Groups) (LSA)				L/P	L/P	•
Sentry Key® Theft Deterrent System (GXX)	•	•	•	•	•	•
Shield – Front hood protection (XJL)		O	O	O		O
Shock Absorbers						
– Front, heavy-duty (SFB)	•	•	•	•	•	•
– Rear, heavy-duty (SGB)	•	•	•	•	•	•
Single Rear Wheel Group – 3500 HD only. (Includes 11.5" axle, 9900-lb GVWR, clearance light delete). Standard on Quad Cab Short Box models. Optional on Mega Cab and Quad Cab Long Box Models. Not Available on Regular Cab Long Box models (AR9)	•/O	•/O	O	•/O		•/O
Skid Plate						
– Front suspension (1500 Regular and Quad Cab 4x4 only) (included in Protection and TRX4 Off Road Groups) (XEU)	P	P		P		P
– Transfer case (4x4 only) (included in Protection and TRX4 Off-Road Groups, Heavy Duty Snow Plow Prep and Snow Chief Groups) (XEF)	L/P	L/P	L/P	L/P	•	L/P
– Fuel tank (XEE) 2500/3500 only. Included with TRX4 Off-Road Group		P			•	

SELECTED FEATURES, OPTIONS AND PACKAGES

	ST Reg/Quad	SXT Reg/Quad	SXT Mega	SLT Reg/Quad/ Mega	Power Wagon® Reg/Quad	Laramie Quad/ Mega
	A	B	F	G	P	H
Snow Chief Plow Package – 2500 4x4 Regular and Quad Cab models only. Includes unique box side reflective decal, 160-amp alternator, Transfer case skid plate, 750-amp battery, Antispin rear axle, Cab clearance lamps, LT245/70R17E tires, SLT receives vinyl flooring (must have gas engine) (AD2)	0	0		0		0
Snow Plow Prep Group (AHD)	0	0		0		0
Speed Control – (Included with HEMI® V8 engine; included with Popular Equipment Group) (NHM)	P	•	•	•	•	•
Stabilizer Bar						
– Front (SHA)	•	•	•	•		•
– Front, electrically disconnecting (SHG)					•	
Steering						
– Power, rack-and-pinion (not available on Mega 4x4 or 2500/3500 4x4 models) (SBA)	•	•	•	•		•
– Power, recirculating ball (standard on Mega 4x4 and 2500/3500 4x4 models only) (SBE)			•	•	•	•
Steering Wheel						
– Leather-wrapped (included with leather seats *VL, Popular Equipment Group and Sport Appearance Group) (SCV)				P	P	•
– Tilt column, four spoke (SUA)	•	•	•	•	•	•
Storage						
– Behind-rear seat on Mega Cab (CU3)			•	•		•
– Front-seat center cushion (included with *M9 or *VL) (CVH)			P	P	P	P
– Front, behind seat (Regular Cab only) (CU3)	•	•	•	•	•	•
– Rear, under-seat compartment (Quad Cab models only) (CUE)	•	•	•	•	•	•
Sun Visors						
– Driver and front passenger, with illuminated vanity mirrors (included in Light and Popular Equipment Groups) (GNC)			P	P	P	•
– Front passenger, with mirror (GNM)			•	•	•	
Sunroof – Power (Quad Cab and Mega Cab models only) (GWA)				0	0	0
Tailgate – Removable (MWD)	•	•	•	•	•	•
Three Blink – Turn signal lane change feature	•	•	•	•	•	•
TIP Start – Included with all automatic gas engines	•	•	•	•	•	•
Tire Pressure Monitoring System (1500 and 2500 models only)	•	•	•	•	•	•
Tires						
– 1500 Regular and Quad Cab						
– P245/70R17 BSW all-season (TSB)	•					
– P265/70R17 BSW all-season (4x4 only) (included with Popular Equipment Group on 4x4) (TTM)	0/P	•		•		•
– P265/70R17 BSW on/off-road (4x4 only) (TTK)	0	0				
– P265/70R17 OWL all-season (TTY)				0		
– P265/70R17 OWL on/off-road (TTT) included with TRX, TRX4 & TRX4 Off-Road Groups. Available on SLT 4x4		P		0		
– P275/60R20 BSW all-season (standard on SLT Quad Cab SB Models) (TTJ)				•		
– P275/60R20 OWL on/off-road all-season (TUK) included with Sport Appearance Group				P		•
– All Mega and 2500/ 3500 models						
– LT245/70R17E BSW all-season (TWD)	•					
– LT245/70R17E BSW on/off-road (included with Popular Equipment and Snow Chief Groups) (TWE)	P	•/P		P		P
– LT265/70R17E OWL all-terrain (4x4 Mega only) (TXE)			•	•		•
– LT285/70R17D BSW on/off-road (Power Wagon only) (TXA)					•	
– LT265/70R17E BSW all-season (Mega 4x2 and 2500/3500 models) (included with Single Rear Wheel Group on 3500) (TT3)	•/P	•/P	P	•/P		•/P

2008 DODGE 1500/2500 AND 3500



SELECTED FEATURES, OPTIONS AND PACKAGES

	ST Reg/Quad	SXT Reg/Quad	SXT Mega	SLT Reg/Quad/ Mega	Power Wagon® Reg/Quad	Laramie Quad/ Mega
	A	B	F	G	P	H
Tires (cont.)						
– LT265/70R17E OWL on/off-road (included with Sport Appearance, TRX, TRX4 and TRX4 Off Road Groups) (2500/3500 models) (TT5)	0	O/P	0	O/P		0
– LT235/80R17E BSW all-season (3500 DRW only) (not available on Quad Cab SB) (TPY)	•	•	•	•		•
– LT235/80R17E BSW on/off-road (3500 DRW 4x4 only) (TP8)	0					
– LT235/80R17E OWL on/off-road (3500 DRW only) (N/A on Quad Cab SB) (TP9)	0	0		0		0
– Full-size spare (TBB)	•	•	•	•	•	•
Tow hooks – (N/A with 3.7L engine) (included in Protection and TRX4 Off-Road Groups. Standard on all models with diesel engine) (XEA)						
	O/P	O/P	O/P	O/P	•	O/P
Trailer Tow Group – Class IV hitch receiver, seven-pin wiring harness and 750-amp battery (standard on 2500/3500 Mega Cab) (AHC)						
	0	0	O/•	O/•	•	O/•
Trailer Tow Wire Harness with Four-Pin Connector (XFU)						
	•	•	•	•	•	•
Transfer Case						
– Electric shift, Part-Time T-case (1500 Regular and Quad Cab 4x4 only) (DH5)	•	•		•		•
– On demand (1500 Regular and Quad Cab 4x4 models only) (DH8)				0		0
– Manual, Part-Time (2500/3500 4x4 models) (DH1)	•	•				
– Electric shift (2500/3500 4x4 models) (DH3)			•	•	•	•
TRX Group – 265/70R17 OWL on/off-road tires, and unique TRX decal (only on 4x2 models; N/A on Quad Cab long box models) (AMW)						
		0				
TRX4 Group – 265/70R17 OWL on/off-road tires, and unique TRX4 decal (only on 4x4 models; N/A on Quad Cab long box models) (AM2)						
		0				
TRX4 Off-Road Group – Includes antispin differential, tow hooks, skid plates for T-case and front suspension, TRX4 Off Road decal, fog lamps, SIRIUS® Satellite Radio, 265/70R17 OWL on/off-road tires, (fuel tank skid plate for 2500 models) (only on 4x4 models; N/A on Quad Cab long box models) (AN4)						
		0				
Wheels						
– 17" Steel spare (NA with 20" Wheels) (WF1)	•	•	•	•	•	•
– 17" Styled steel, painted argent (WEA)	•					
– 17" Steel chrome clad (WF2)	0	•		0		
– 17" Cast aluminum (Fleet only for Quad SB) (WF6)				O/L		
– 17" Chrome-clad aluminum (WGW)						L
– 20" Steel spare (included with 20" wheels) (WGA)				P		P
– 20" Aluminum (standard with Quad Cab SB only) (WPA)				•		
– 20" Chrome-clad aluminum (included with Sport Appearance Group) (short box only) (WP2)				O/P		•
– 17" Styled steel (included with Single Rear Wheel Group on 3500 ST) (WD2)	•					
– 17" Forged aluminum (WFF)					•	
– 17" Steel chrome clad (included with Single Rear Wheel Group on 3500) (WGS)		•	•	•		
– 17" Chrome-clad aluminum (included with Sport Appearance Group) (WGX)				P		•
– 17" Polished forged aluminum (included with Single Rear Wheel Group on 3500) (WGD)				•/P		
– 17" Steel with argent wheel skin (3500 DRW only) (WFU)	•					
– 17" Steel with chrome wheel skin (3500 DRW only) (WD4)		•	•	•		•
Wheelwell Flares (K50)						
					•	

SELECTED FEATURES, OPTIONS AND PACKAGES

	ST Reg/Quad	SXT Reg/Quad	SXT Mega	SLT Reg/Quad/ Mega	Power Wagon® Reg/Quad	Laramie Quad/ Mega
	A	B	F	G	P	H
Winch						
– Front electric (12,000-lb capacity) (XE5)					•	
– Tire carrier (TBM)	•	•	•	•	•	•
Windows						
– Manual (JF8) (N/A on Mega Cab)	•					
– Power, front (and rear on Quad Cab) with driver one-touch down (included with Power Accessories and Power Remote Entry Groups) (JPD)	P	•	•	•	•	•
– Rear backlight, fixed (GJD)	•	P	P	P	P	P
– Rear backlight, sliding – N/A with rear defroster (GFD)	O	O		•	•	
– Rear backlight, power sliding (Quad Cab and Mega Cab only) – N/A with rear defroster (GFE)				•/P		•
Wipers – Variable intermittent (JHA)	•	•	•	•	•	•

• = Included. P = Available within package noted. O = Optional. L = Fleet only limited production option.

⁽¹⁾ Laramie not available on Regular Cab and Quad Cab Long Wheel Base.

⁽²⁾ Always sit properly in the seat with the seat belt fastened. Children 12 and under should always be in a back seat correctly using an infant or child restraint system or the seat belt positioned correctly for the child's age and weight.

⁽³⁾ Certified to the Federal Regulations that allow less forceful front air bags. Always use seat belts. Children 12 and under should only be in the front seat with the passenger air bag turned off, or in a backseat, correctly using an infant seat, child restraint system, or a seat belt positioned correctly for the child's age and weight.

⁽⁴⁾ Not compatible with all garage door openers. See your RAE for details.

⁽⁵⁾ Always drive carefully, consistent with conditions. Always wear your seat belt and obey traffic laws.

⁽⁶⁾ Not compatible with aftermarket fabric-protecting coatings.

NOTE: Some features and/or applications may be late availability