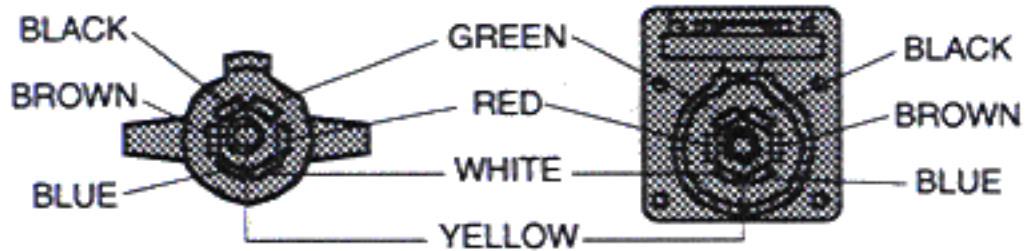


Generic 7-WAY CONNECTOR WIRING DIAGRAM

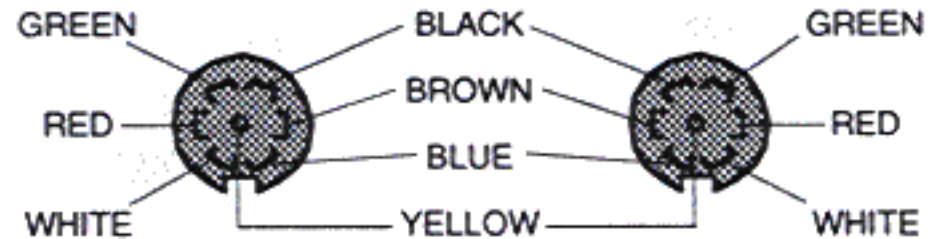
7-WAY MOLDED TRAILER/ SEALED CAR CONNECTOR & CABLE



TRAILER END
As viewed from front
face of 7-way connector with molded
on cable.

CAR END
As viewed from front
face of 7-way connector
with sealed cable.

7-WAY THERMO-PLASTIC/ METAL CONNECTOR



TRAILER END
As viewed from core
back side where wires are attached
with screws.

CAR END
As viewed from core
back side where wires are
attached with screws.

See Page 2 for Dodge Truck Wiring

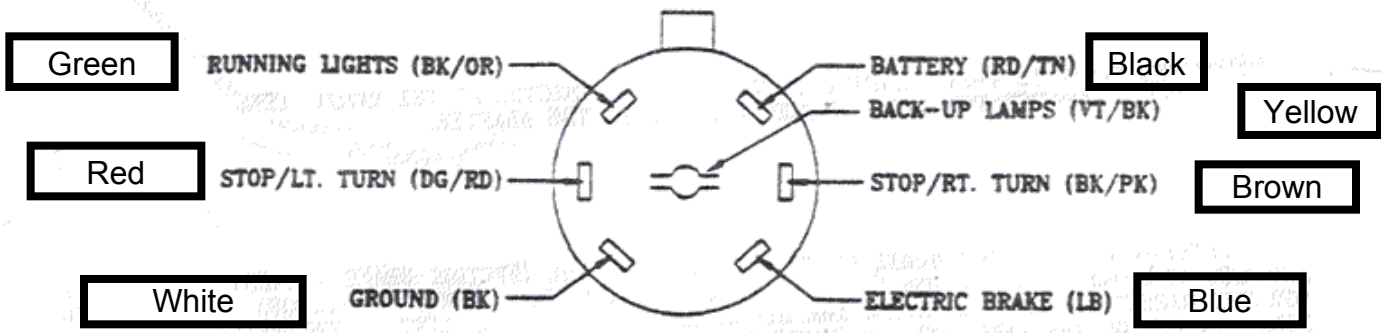
7 - W A Y W I R I N G I N D E X

Wire Color & Gauge	Molded Trailer/Sealed Car Connector Terminal	Thermo-Plastic/Metal Connector Terminal
White / 10 gauge	Common Ground	# 1 Common Ground
Blue / 12 gauge	Electric Brake	#2 Electric Brake
Green / 14 gauge	Tail & License	#3 Tail & License
Black / 10 gauge	Battery Charge	#4 Battery Charge
Red / 14 gauge	Left Stop & Turn	#5 Left Stop & Turn
Brown / 14 gauge	Right Stop & Turn	#6 Right Stop & Turn
Yellow / 14 gauge	Center Auxiliary	#7 Center Auxiliary

2001 Dodge Truck 7 Pin Trailer Connector

CONNECTOR PIN OUT CONFIGURATIONS

VEHICLE MOUNTED CONNECTOR VIEWED
W / CONNECTOR COVER OPENED



Colors in boxes correspond to the generic 7-Way connector shown on page 1

7-PIN TO 4-PIN CONNECTOR

